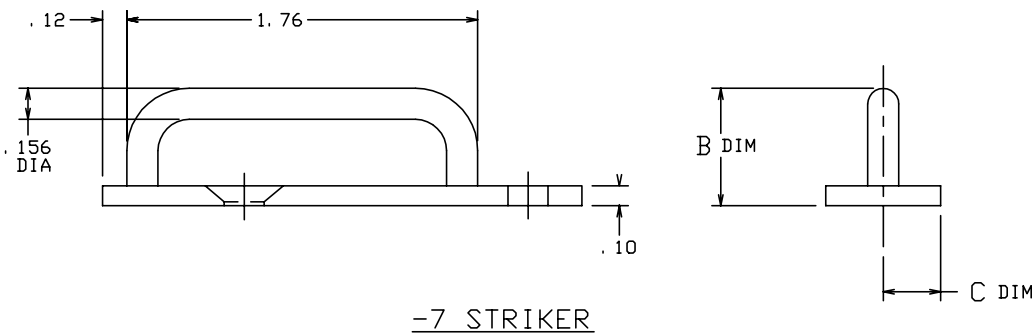
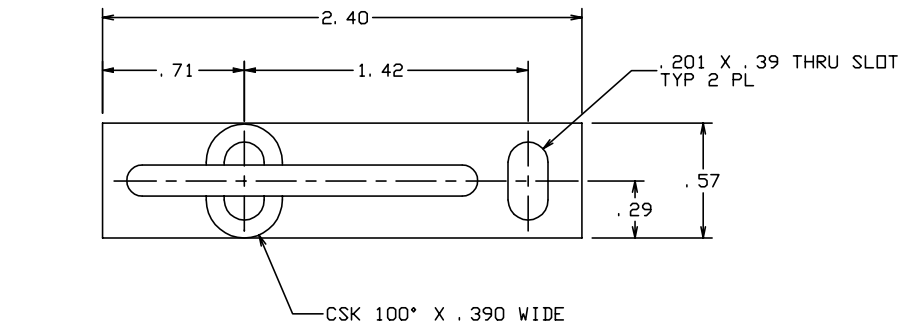
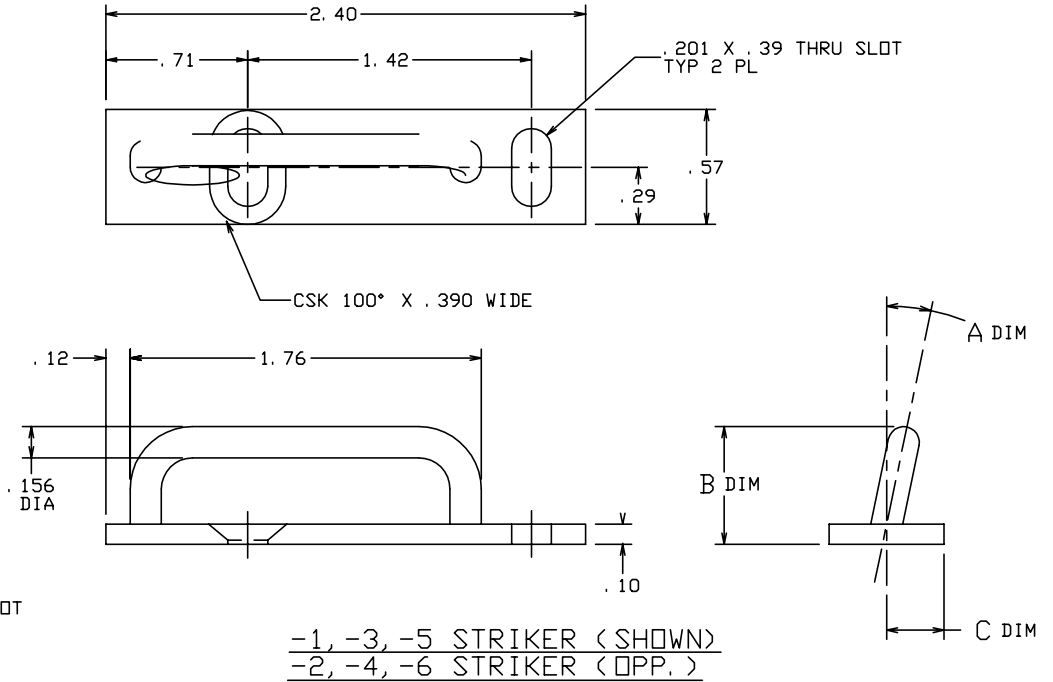


THE INFORMATION AND DESIGN HEREIN WAS ORIGINATED BY AND IS THE PROPERTY OF SKYLOCK INDUSTRIES INCORPORATED. SKYLOCK INDUSTRIES INCORPORATED RESERVES ALL PATENT, PROPRIETARY, DESIGN MANUFACTURING, REPRODUCTION, USE AND SALES RIGHTS THERE TO, AND TO ANY ARTICLE DISCLOSED THEREIN EXCEPT TO THE EXTENT RIGHTS ARE EXPRESSLY GRANTED TO OTHERS. THE FOREGOING DOES NOT APPLY TO VENDOR PROPRIETARY PARTS.


REVISIONS				
ZONE	LTR	DESCRIPTION	DATE	APPROVED
	NC	PRODUCTION RELEASE	5-12-97	T. CSIK
	A	REVISED DIMS: IS 1.42 WAS 1.60, IS .71 WAS .53	3-30-98	T. CSIK

NOTES: UNLESS OTHERWISE SPECIFIED.

1. REMOVE ALL BURRS AND BREAK SHARP CORNERS.
2. MAT'L: 17-4PH CRES.
3. HEAT TREAT TO COND. H900 PER MIL-H-6875.
4. FINISH: PASSIVATE PER QQ-P-35, AND DRY FILM LUBRICATE.



.290	.588	-	-7	STRIKER		
.200	.588	17° 35'	-6	STRIKER		
.200	.588	17° 35'	-5	STRIKER		
.200	.748	8° 30'	-4	STRIKER		
.200	.748	8° 30'	-3	STRIKER		
.200	.588	11° 45'	-2	STRIKER		
.200	.588	11° 45'	-1	STRIKER		
C DIM	B DIM	A DIM	PART NO.	DESCRIPTION		

PARTS LIST						
UNLESS OTHERWISE SPECIFIED	DRAWN BY	T. CSIK	5-12-97	 SKYLOCK INDUSTRIES INCORPORATED MONROVIA CALIFORNIA U. S. A.		
DIMENSIONS ARE IN INCHES	CHECKED					
TOLERANCES ON	ENGINEER					
DECIMALS ANGLES DRILLED HOLES	PROJECT					
.X ± .1 ± 0° 30' AND 10387	APPROVAL					
.XX ± .03	APPROVAL			STRIKER		
.XXX ± .020	APPROVAL					
DO NOT SCALE THIS DRAWING						
MATERIAL - FINISH	USED ON	SIZE	CODE IDENT. NO.	DRAWING NO.	REV.	
NEXT ASSY		C	51941	20432	A	
FINAL ASSY		SCALE	1: 1	WT.	SHEET	1 OF 1