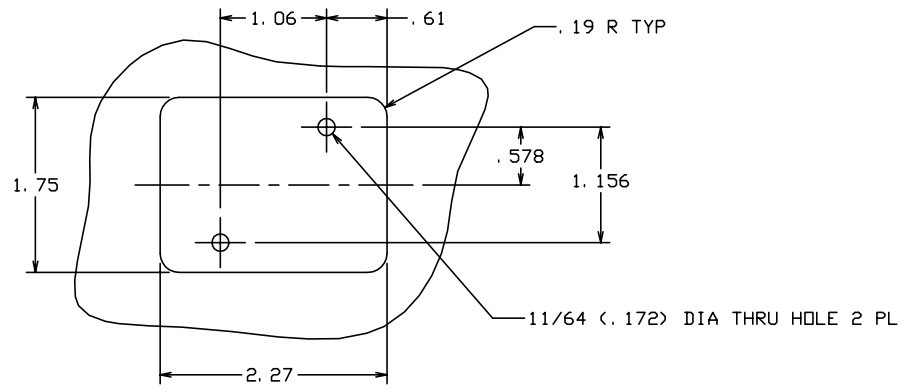
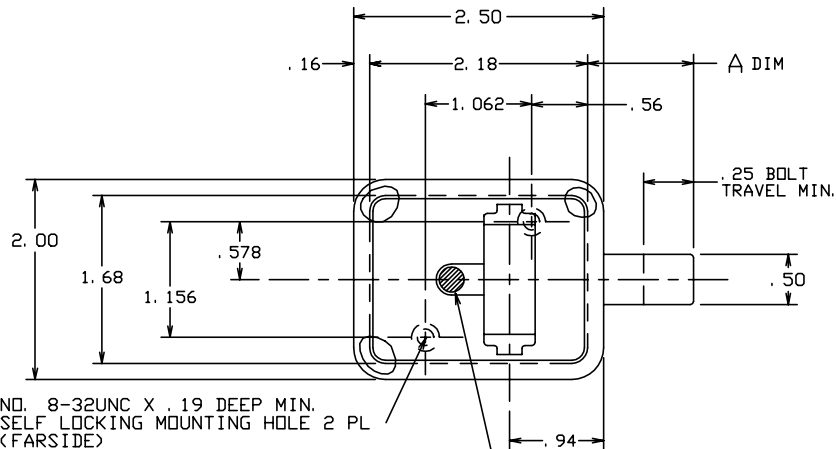


THE INFORMATION AND DESIGN HEREIN WAS ORIGINATED BY AND IS THE PROPERTY OF SKYLOCK INDUSTRIES INCORPORATED. SKYLOCK INDUSTRIES INCORPORATED RESERVES ALL PATENT, PROPRIETARY, DESIGN MANUFACTURING, REPRODUCTION, USE AND SALES RIGHTS THERE TO, AND TO ANY ARTICLE DISCLOSED THEREIN EXCEPT TO THE EXTENT RIGHTS ARE EXPRESSLY GRANTED TO OTHERS. THE FOREGOING DOES NOT APPLY TO VENDOR PROPRIETARY PARTS.

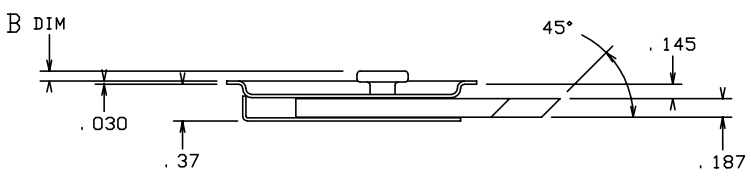
REVISIONS				
ZONE	LTR	DESCRIPTION	DATE	APPROVED
	NC	PRODUCTION RELEASE	9-14-92	T. C.

- NOTES: UNLESS OTHERWISE SPECIFIED.
- MAT'L: HANDLE; 6061-T6 ALUM. ALLOY, ALL OTHER COMPS; CRES.
  - FINISH: HANDLE; CLEAR ANODIZE, CRES.; CLEAN AND PASSIVATE.
  - DECORATIVE FINISH: SATIN BUFF.
  - STATIC LOAD 600 LBS.
  - BOLT IS SPRING LOADED AND ALWAYS FREE TO LATCH.



DOOR CUTOUT INFORMATION

.00	.81	-19	LATCH		
.12	1.06	-17	LATCH		
.22	1.06	-15	LATCH		
.12	.88	-13	LATCH		
.12	.91	-11	LATCH		
.12	1.12	-9	LATCH		
.22	1.22	-7	LATCH		
.12	.69	-5	LATCH		
.12	.81	-3	LATCH		
.22	.81	-1	LATCH		



PARTS LIST		B DIM		A DIM		PART NO.		DESCRIPTION		MATERIAL		SIZE SPECIFICATION		ITEM NO.	
UNLESS OTHERWISE SPECIFIED		DRAWN BY T. CSIK		9-14-92		SKYLOCK INDUSTRIES INCORPORATED		MONROVIA CALIFORNIA U. S. A.		LATCH ASSY - SLAM					
DIMENSIONS ARE IN INCHES		CHECKED													
TOLERANCES ON		ENGINEER													
DECIMALS ANGLES DRILLED HOLES		PROJECT													
.X ± .1 ± 0° 30' AND 10387		APPROVAL T. CSIK		9-14-92											
.XX ± .03		APPROVAL													
.XXX ± .010															
DO NOT SCALE THIS DRAWING		MATERIAL - FINISH		USED ON		SIZE		CODE IDENT. NO.		DRAWING NO.		REV.			
		NEXT ASSY				C		51941		20791		NC			
		FINAL ASSY				SCALE		1: 1		WT.		SHEET 1		OF 1	