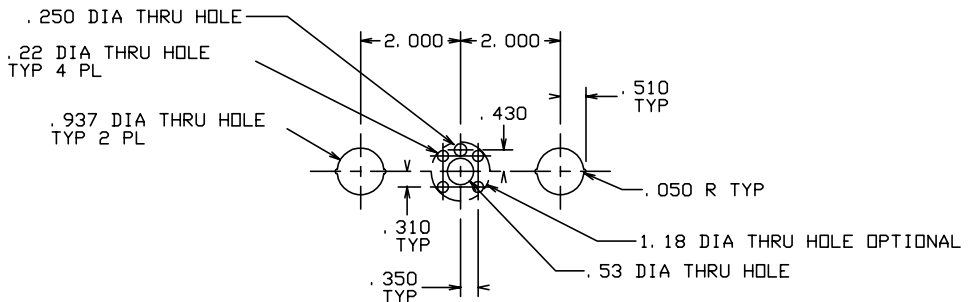
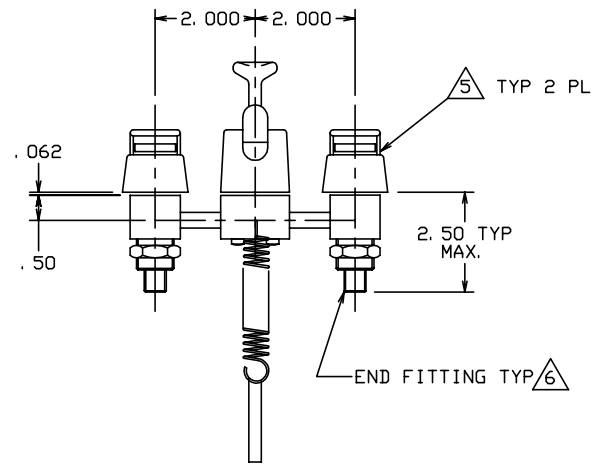
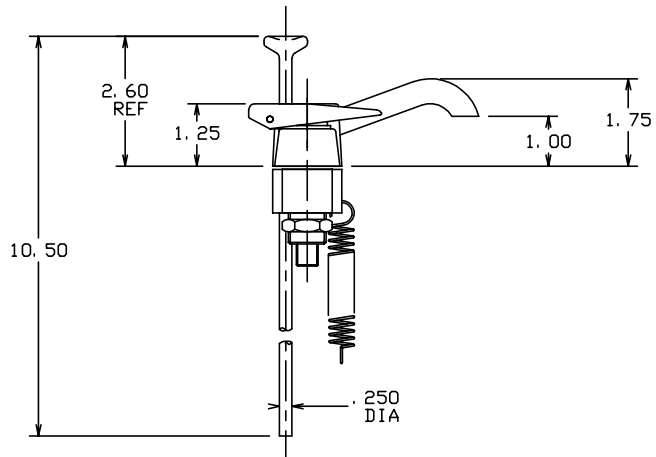
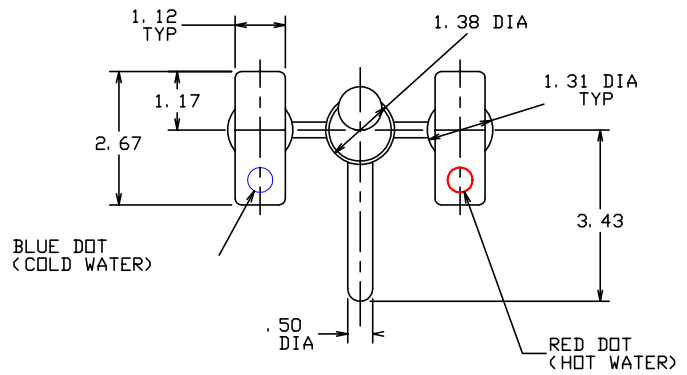


THE INFORMATION AND DESIGN HEREIN WAS ORIGINATED BY AND IS THE PROPERTY OF SKYLOCK INDUSTRIES INCORPORATED. SKYLOCK INDUSTRIES INCORPORATED RESERVES ALL PATENT, PROPRIETARY, DESIGN MANUFACTURING, REPRODUCTION, USE AND SALES RIGHTS THERE TO, AND TO ANY ARTICLE DISCLOSED THEREIN EXCEPT TO THE EXTENT RIGHTS ARE EXPRESSLY GRANTED TO OTHERS. THE FOREGOING DOES NOT APPLY TO VENDOR PROPRIETARY PARTS.

REVISIONS				
ZONE	LTR	DESCRIPTION	DATE	APPROVED
	NC	PRODUCTION RELEASE	6-30-93	T. CSIK
	A	ADDED -411	11-19-93	T. CSIK

- NOTES: UNLESS OTHERWISE SPECIFIED.
- REMOVE ALL BURRS AND BREAK SHARP EDGES.
 - MAT'L: FAUCET ASSY COMPONENTS; BRASS, VALVE ASSY AND SPRING; ST. STL., SEALS; RUBBER.
 - FINISH: ST. STL. COMPONENTS; PASSIVATE, ALL APPEARANCE SURFACES; BRIGHT CHROME PLATE.
 - OPERATION: PUSH FAUCET LEVERS DOWN TO DISPENSE WATER, PUSH DRAIN PLUNGER DOWN TO OPEN DRAIN, LIFT FAUCET LEVERS FOR VALVE ASSY REPLACEMENT. EXTENSION SPRING INCLUDED WITH FAUCET ASSY.
- ⚠ TO ORDER REPLACEMENT VALVE, ORDER P/N 1670-209.



RECOMMENDED CUTOUT IN COUNTERTOP

	-411	FAUCET ASSY	⚠ 9/16-18UNF-2B THD. PER MS16142
	-409	FAUCET ASSY	⚠ 1/2-14 A. S. A. STRAIGHT PIPE THREAD
	-407	FAUCET ASSY	⚠ PER MS33514-6
	-405	FAUCET ASSY	⚠ PER MS33514-5
	-403	FAUCET ASSY	⚠ PER MS33656-6
	-401	FAUCET ASSY	⚠ PER MS33656-4
QTY REQD	PART NO.	DESCRIPTION	END FITTING SPECIFICATION

PARTS LIST			
UNLESS OTHERWISE SPECIFIED	DRAWN BY T. CSIK	6-30-93	SKYLOCK INDUSTRIES INCORPORATED MONROVIA CALIFORNIA U. S. A.
DIMENSIONS ARE IN INCHES	CHECKED		
TOLERANCES ON	ENGINEER		
DECIMALS ANGLES DRILLED HOLES	PROJECT		
.X ± .1 ± 0° 30' AND 10387	APPROVAL T. CSIK	6-30-93	FAUCET ASSY
.XX ± .03			
.XXX ± .010			
DO NOT SCALE THIS DRAWING	APPROVAL		
MATERIAL - FINISH	USED ON	SIZE	CODE IDENT. NO.
NEXT ASSY		C	51941
FINAL ASSY		DRAWING NO.	90070
		SCALE	1:1
		WT.	
		SHEET	1 OF 1

FLUID MEDIA	TYPE	OPERATING PRESSURE	OPERATING TEMP.	FLOW
POTABLE WATER	SELF VENTING & BLEEDING	0-120 PSIG	35°F TO 225°F	100/140 OZ. /MIN. AT 70°F AND 30 P. S. I. INLET PRESSURE